

NAILCO
— NAIL BAR —

Beauty


RECOMMENDED BOOKING TIMES



NAILCO
— NAIL BAR —

Beauty

We have created this guide to help you with re-booking your appointments for your favourite services! We understand that everyone is different so we have designed this guide to create an average amount of time. When it comes to certain beauty services it is important to ensure certain time frames in between some treatments and when it comes to others it's equally as important to ensure you don't extend the recommended time frames. Let's get into it and we'll explain further!



Page 4 - Lash Extensions

Page 5 - Lash Extension 'top-up'

Page 6 - Lash Extension 'Infills'

Page 7 - Lash Extension Removal

Page 8 - Lash Extension Removal and Reapplication

Page 9 - Lash Lift

Page 10 - Brow Lamination



NAILCO
— NAIL BAR —



LASH EXTENSIONS

Beauty



When it comes to the recommended re-booking time for lash extensions, the same process is applied to all clients!


Please be aware that this is a guide and a huge factor in getting the optimum amount of time out of your treatment is aftercare! We've created an aftercare guide for you which you can find on our website and via the link in our instagram bio [@nailcoaberdeen](https://www.instagram.com/nailcoaberdeen). It goes without saying that the more you follow your aftercare instructions the more you'll get from your treatment!



We've all been there! You've had a heavy weekend or watched an emotional film, and sadly, your lashes have taken the brunt of it! Or, you take your lash style VERY seriously and a 'gappy' look just isn't one you're willing to settle for!

If this applies, then our Top-Up treatment is for you. We recommend this treatment for anything up to 14 days after your initial application. **As a rough guide, we would expect you to have lost a maximum of 20% of your lashes in order for this service to be suitable for you.**


Please be aware that we are unable to 'TOP – Up' Lash Extensions from other salons. The reason for this is because not all Lash Extension systems contain the same components and we cannot mix adhesive solutions.



Infills can be your saving grace when it comes to keeping your lashes looking full and fresh! The process involves 'infilling' your original Lash Extensions. By this time, lashes which were previously too short to apply lashes to will have grown out and will be ready for application. Our infill service is designed to give you back the fullness from your original set and will give the same effect as a new set! It is very important to note that following our aftercare instructions is super important in preserving your set in order for us to be able to successfully carry out an infill.

We recommend this treatment for anything between 14-21 days after your initial treatment. **As a rough guide, we would expect you to have lost a maximum of 50% of your lashes in order for this service to be suitable for you. We recommend a maximum of 1-2 infills before you would then need to have your set fully removed and reapplied.**

Please be aware that we are unable to 'infill' Lash Extensions from other salons. The reason for this is because not all Lash Extension systems contain the same components and we cannot mix adhesive solutions.




We highly recommend that you have your Lash Extensions removed in a salon. Preferably the same salon where they were applied. The reason for this is because not all Lash Extension systems contain the same components. If a client comes to us needing a removal from another salon, we can't be sure what is in that product and therefore we can't safely advise on which removal process is best. If you have a set on from another salon, we'd recommend having them removed there and then coming to us for your reapplication. If that isn't a possibility then please get in touch and we can discuss options as we'd love to have you!





The time has come! After 21 days, it is time for a full removal and reapplication of your beautiful lashes! Please make sure you have booked a removal as well as a reapplication unless you have no lashes left at all. Please don't pull off any of the last few remaining ones! We have the correct solution to remove them safely, to ensure your natural lashes are preserved and strong.



NAILCO
— NAIL BAR —

LASH LIFT

Beauty



Ahhhh, is there anything as naturally beautiful as a freshly done lash lift? We don't think so! Please check out our aftercare guide for advice on how to keep your lift, LIFTED! Our tips and tricks will ensure you get the most out of your treatment. Please be aware that due to the chemicals involved in this process, we cannot carry out Lash Lifts treatments within 6 weeks of each other.

NAILCO
— NAIL BAR —

BROW LAMINATION

Beauty



The wonder brow treatment if ever there was one! We are huge fans of Brow Lamination treatments here at Nailco and recommend them to our clients over all brow services! Similarly to Lash Lifts though, due to the chemical composition of the products, we are unable to carry out Brow Lamination treatments within 6 weeks of each other. Good thing our Brow Lamination can last that long if well maintained then!

NAILCO
— NAIL BAR —

Beauty

We hope you found our guide helpful and it assists you when booking your next appointment! As always, we're here to help with any queries you may have, so feel free to contact us. The fastest way to reach us is via our Instagram [@nailcoaberdeen](#), or alternatively give us a call on 01224 596600.

We look forward to seeing you soon,

Lots of Love Nailco xox

